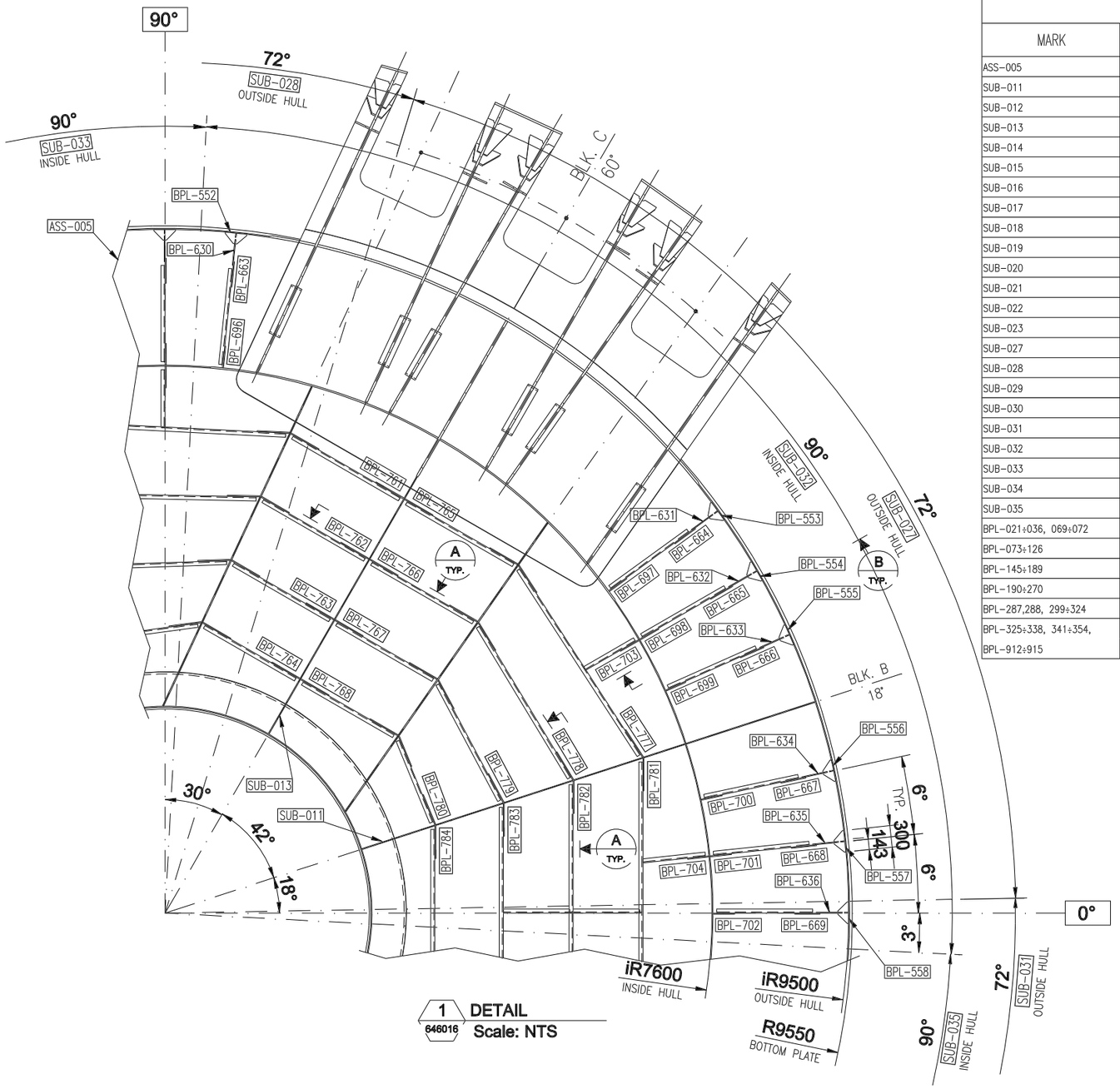

1 DETAIL
646016 Scale: NTS

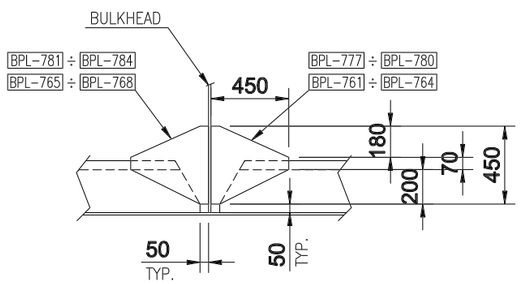

A-A TYPICAL SECTION
- Scale: NTS

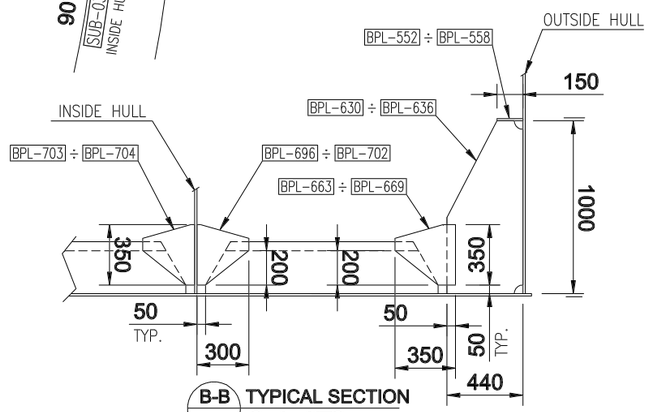

B-B TYPICAL SECTION
- Scale: NTS

MATERIAL LIST

MARK	DESCRIPTION	N° OF PIECES	MAT. TYPE	WEIGHT (Kg.)
ASS-005	SEE DWG. NG-USN-UF-851-646012	1		90510
SUB-011	SEE DWG. NG-USN-UF-851-645026	1		5512
SUB-012	SEE DWG. NG-USN-UF-851-645028	1		5512
SUB-013	SEE DWG. NG-USN-UF-851-645030	1		5386
SUB-014	SEE DWG. NG-USN-UF-851-645032	1		5352
SUB-015	SEE DWG. NG-USN-UF-851-645034	1		5352
SUB-016	SEE DWG. NG-USN-UF-851-645036	1		5386
SUB-017	SEE DWG. NG-USN-UF-851-645038	1		5512
SUB-018	SEE DWG. NG-USN-UF-851-645040	1		5512
SUB-019	SEE DWG. NG-USN-UF-851-645042	1		5386
SUB-020	SEE DWG. NG-USN-UF-851-645044	1		1825
SUB-021	SEE DWG. NG-USN-UF-851-645046	1		1160
SUB-022	SEE DWG. NG-USN-UF-851-645048	1		1160
SUB-023	SEE DWG. NG-USN-UF-851-645050	1		1160
SUB-027	SEE DWG. NG-USN-UF-851-645058	1		18586
SUB-028	SEE DWG. NG-USN-UF-851-645066	1		22563
SUB-029	SEE DWG. NG-USN-UF-851-645074	1		19461
SUB-030	SEE DWG. NG-USN-UF-851-645082	1		22653
SUB-031	SEE DWG. NG-USN-UF-851-645090	1		21051
SUB-032	SEE DWG. NG-USN-UF-851-645150	1		16722
SUB-033	SEE DWG. NG-USN-UF-851-645156	1		15210
SUB-034	SEE DWG. NG-USN-UF-851-645162	1		15833
SUB-035	SEE DWG. NG-USN-UF-851-645168	1		14656
BPL-021÷036, 069÷072	SEE DWG. NG-USN-UF-851-641000	20		312
BPL-073÷126	SEE DWG. NG-USN-UF-851-641001	54		476
BPL-145÷189	SEE DWG. NG-USN-UF-851-641002	45		606
BPL-190÷270	SEE DWG. NG-USN-UF-851-641003	81		1173
BPL-287,288, 299÷324	SEE DWG. NG-USN-UF-851-641004	28		414
BPL-325÷338, 341÷354,	SEE DWG. NG-USN-UF-851-641005	32		666
BPL-912÷915				

MATERIAL LIST

MARK	DESCRIPTION	N° OF PIECES	MAT. TYPE	WEIGHT (Kg.)
BPL-379÷383, 396÷404,	SEE DWG. NG-USN-UF-851-641006	35		721
BPL-411÷431				
BPL-438÷491	SEE DWG. NG-USN-UF-851-641007	54		1260
BPL-492÷536	SEE DWG. NG-USN-UF-851-641008	45		771
BPL-537÷545, 552÷590	SEE DWG. NG-USN-UF-851-641009	48		390
BPL-591÷611	SEE DWG. NG-USN-UF-851-641010	21		631
BPL-630÷662	SEE DWG. NG-USN-UF-851-641011	33		340
BPL-612÷629, 663÷740	SEE DWG. NG-USN-UF-851-641012	96		1427
BPL-741÷752, 761÷768	SEE DWG. NG-USN-UF-851-641013	56		784
BPL-777÷792, 841÷848				
BPL-857÷860				
BPL-873÷882	SEE DWG. NG-USN-UF-851-641015	10		79
BPL-888÷902, 908÷912	SEE DWG. NG-USN-UF-851-641050	20		126
			TOTAL WEIGHT	321636

NOTES

1 – ALL DIMENSIONS ARE IN MILLIMETRES U.N.O.
2 – ALL ELEVATIONS ARE REFERRED TO MEAN LOW WATER (M.L.W.) ± 0.00 m.
3 – FOR PLAN VIEW AT EL.+900 SEE DWGS NG-USN-UF-851-646016
4 – FOR WELDING MAPS SEE DWGS NG-USN-UF-851-646019

REFERENCE DRAWING	DRAWING NUMBER
BUOY BODY STRUCTURE	NG-USN-UF-816-640219 REV 1
BUOY BODY STRUCTURE	NG-USN-UF-816-640220 REV 1
BUOY BODY STRUCTURE	NG-USN-UF-816-640221 REV 1
BUOY BODY STRUCTURE	NG-USN-UF-816-640222 REV 1
BUOY BODY STRUCTURE	NG-USN-UF-816-640223 REV 1

Revision	Date	Status	Revision memo	Issued by	Checked by	Approved by
01	15-JUN-2010	AFC	Approved for construction	RVT	L.ONOKA	D.PENTA
00	05-JUN-2010	IFC	Issued for construction	RVT	L.ONOKA	D.PENTA
A	25-MAY-2010	IDC	Issue for Interdiscipline check	RVT	L.ONOKA	D.PENTA

TOTAL

TOTAL E&P NIGERIA LIMITED
USAN DEEPWATER DEVELOPMENT PROJECT

Usan Project

Saipem

This document is the property of TOTAL. It must not be stored, reproduced or disclosed to other without written autorisation from the Company
This document has been generated by an Electronic Document Management System. When printed it is considered as a for information only copy. The controlled copy is the screen version and it is the holder's responsability that he/she holds the latest valid version.

SCNL YARD
SYSTEM O - DEEPWATER BUOY
ASSEMBLY ASS-006 DETAIL 2/25

Doc Type :	DRW	Syst./S-Syst :	-	Discipline :	STR	App Class :	0	Electronic Filename -
COMPANY Document N°	NG-USN-UF-851-646018			REV : 01		Scale :	NTS
Contractor Document N°	NG-USN-UF-851-646018			Size : A3		Sheet :	1 of 1