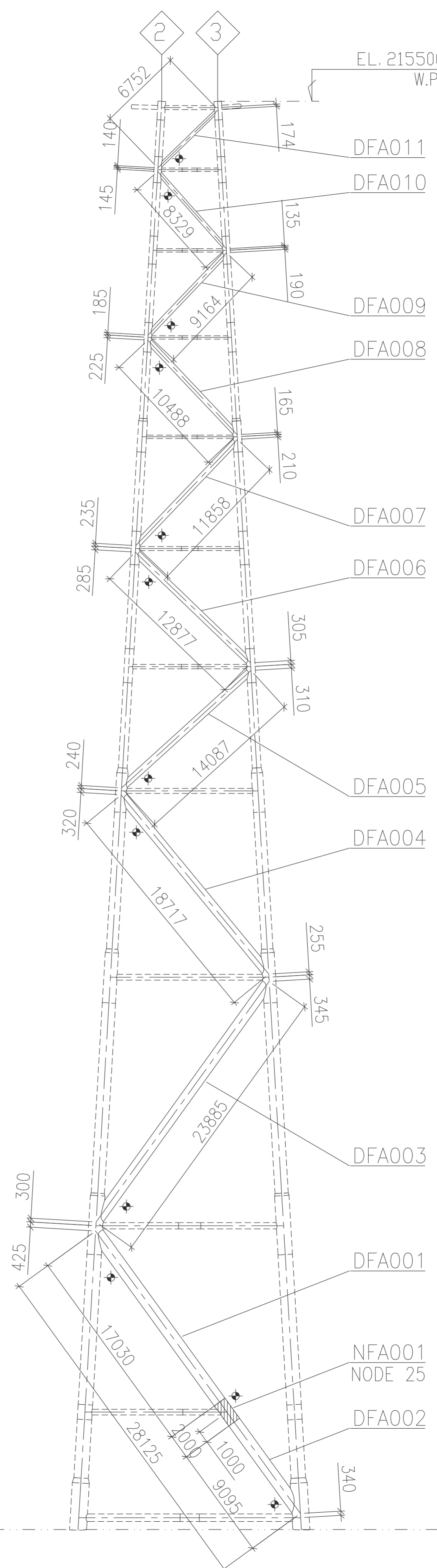
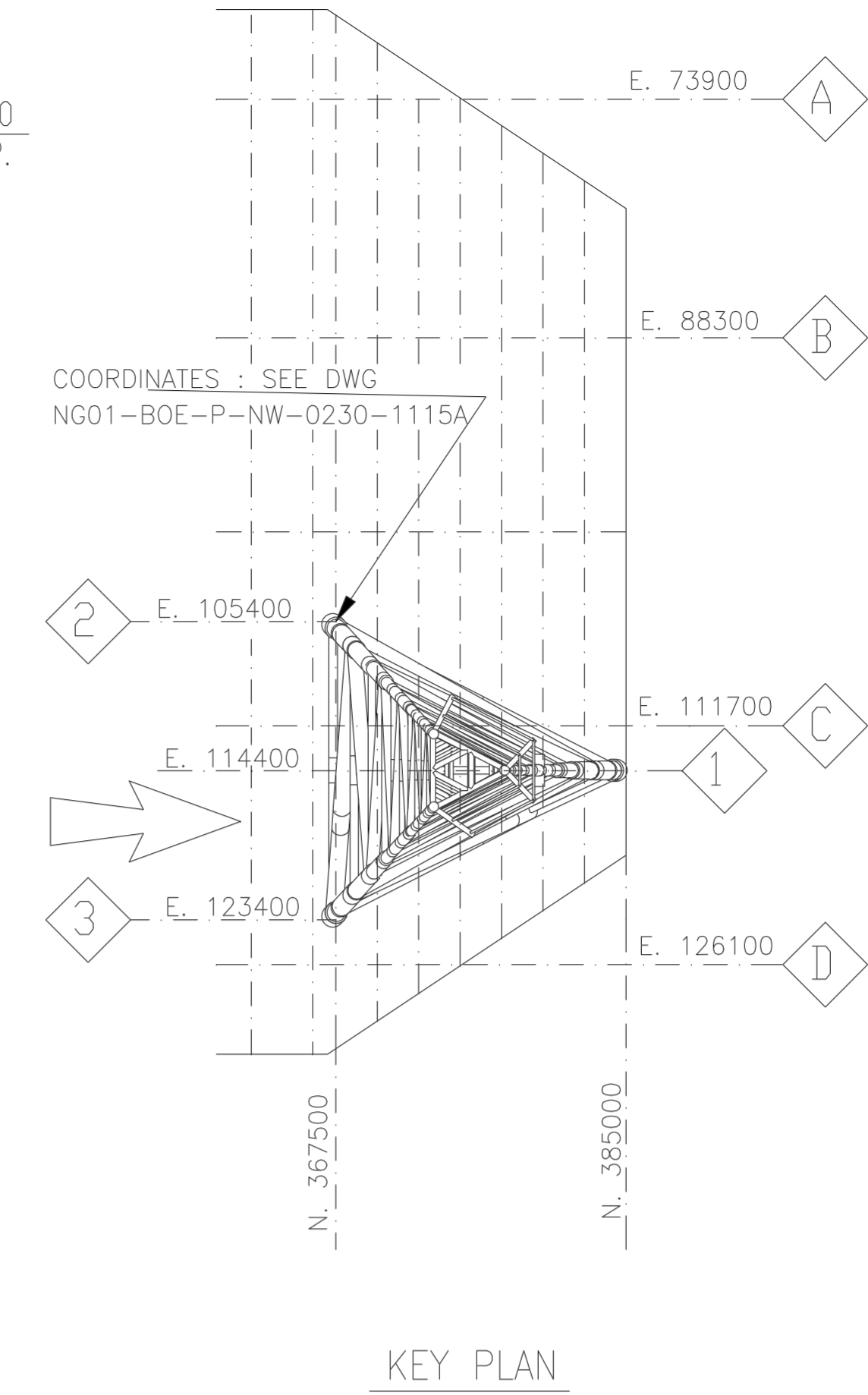


EXTERNAL VIEW



NOTE : - HORIZONTAL BRACINGS EL.101.500M (LEVEL K) TO BE REMOVED AFTER INSTALLATION



KEY PLAN


MATERIAL LIST									
ITEMS	QTY	DESIGNATION	MATERIAL	LAV UNIT	LAV TOTAL	WEIGHT UNIT	WEIGHT TOTAL	CAT	TYR
001	2	1371.6x50.8 (54"x2.000)	B S71 91 355EMZ	3.800	7.600	1654.71	12576	A	II
002	2	1168.4x38.1 (46"x1.500)	B S71 91 355EMZ	4.750	9.500	1062.03	10089	A	II
003	2	1168.4x31.8 (46"x1.250)	B S71 91 355EMZ	1.200	2.400	890.00	2136	A	II
004	2	1066.8x34.9 (42"x1.375)	B S71 91 355EMZ	4.050	8.100	888.75	7199	A	II
005	1	1066.8x25.4 (42"x1.000)	B S71 91 355EMZ	2.000	2.000	652.33	1305	A	II
006	2	914.4x31.8 (36"x1.250)	B S71 91 355EMZ	3.175	6.350	691.12	4389	A	II
007	2	711.2x31.8 (28"x1.250)	B S71 91 355EMZ	2.750	5.500	532.01	2926	A	II
008	2	711.2x31.8 (28"x1.250)	B S71 91 355EMZ	2.700	5.400	532.01	2873	A	II
009	2	711.2x31.8 (28"x1.250)	B S71 91 355EMZ	2.500	5.000	532.01	2660	A	II
010	2	609.6x31.8 (24"x1.250)	B S71 91 355EMZ	2.375	4.750	452.46	2149	A	II
011	2	609.6x31.8 (24"x1.250)	B S71 91 355EMZ	2.250	4.500	452.46	2036	A	II
012	2	609.6x31.8 (24"x1.250)	B S71 91 355EMZ	2.100	4.200	452.46	1900	A	II
013	2	609.6x31.8 (24"x1.250)	B S71 91 355EMZ	1.500	3.000	452.46	1357	A	II
014	2	1168.4x31.8 (46"x1.250)	B S71 91 355EM	12.123	24.246	890.00	21579	B	II
015	2	1168.4x31.8 (46"x1.250)	B S71 91 355EM	4.674	9.348	890.00	8020	B	II
016	2	1066.8x25.4 (42"x1.000)	B S71 91 355EM	15.361	30.722	652.33	20041	B	II
017	2	914.4x31.8 (36"x1.250)	B S71 91 355EM	11.043	22.086	420.64	9290	B	II
018	2	711.2x31.8 (28"x1.250)	B S71 91 355EM	6.875	13.750	272.22	3743	B	II
019	2	711.2x31.8 (28"x1.250)	B S71 91 355EM	6.780	13.560	272.22	3691	B	II
020	2	711.2x31.8 (28"x1.250)	B S71 91 355EM	6.404	12.808	272.22	3487	B	II
021	2	609.6x31.8 (24"x1.250)	B S71 91 355EM	5.372	10.744	186.95	2009	B	II
022	2	609.6x31.8 (24"x1.250)	B S71 91 355EM	4.722	9.444	186.95	1766	B	II
023	2	609.6x31.8 (24"x1.250)	B S71 91 355EM	4.321	8.642	186.95	1616	B	II
024	2	609.6x31.8 (24"x1.250)	B S71 91 355EM	2.968	5.936	186.95	1110	B	II
025	1	1066.8x2.7 (42"x0.500)	B S71 91 355EM	16.651	16.651	330.14	5497	B	II
026	1	1066.8x2.7 (42"x0.500)	B S71 91 355EM	8.283	8.283	330.14	2735	B	II
027	1	914.4x2.7 (36"x0.500)	B S71 91 355EM	22.768	22.768	282.41	6430	B	II
028	1	762.0x2.7 (30"x0.500)	B S71 91 355EM	17.680	17.680	234.68	4149	B	II
029	1	558.8x2.7 (22"x0.500)	B S71 91 355EM	13.261	13.261	171.04	2268	B	II
030	1	558.8x2.7 (22"x0.500)	B S71 91 355EM	12.241	12.241	171.04	2094	B	II
031	1	508.0x2.7 (20"x0.500)	B S71 91 355EM	11.119	11.119	155.13	1725	B	II
032	1	457.2x2.7 (18"x0.500)	B S71 91 355EM	9.775	9.775	139.22	1361	B	II
033	1	406.4x2.7 (16"x0.500)	API 5L X52	8.481	8.481	123.31	1046	B	II
034	1	355.6x1.1 (14"x0.438)	API 5L X52	7.572	7.572	94.55	716	B	II
035	1	323.8x 9.5 (12"x0.375)	API 5L X52	6.020	6.020	73.84	445	B	II
036	2	CONE 40 THK	B S71 91 355EM			507.81	1016	B	II
037	2	CONE 30 THK	B S71 91 355EM			168.38	337	B	II
038	2	CONE 25 THK	B S71 91 355EM			203.28	407	B	II
039	2	CONE 25 THK	B S71 91 355EM			187.16	374	B	II
040	2	CONE 20 THK	B S71 91 355EM			66.10	132	B	II
TOTAL WEIGHT =						160975	KG		

NOTES:

- 1) ALL DIMENSIONS ARE IN MILLIMETRES U.N.O.
- 2) ORIENTATION MARK

REFERENCE DWGS:

- CONTRACTOR (Soipem SA): T122010-238-NRP-99.37-60101 REV.0
- WELDS: T122010-W55-SNL-IT-MR-60101-W1
- ASSEMBLY: -



KEY PLAN



CONTRACTING NIG. LTD

ESSO EXPLORATION & PRODUCTION NIGERIA LTD. (OPL 209)

REV	DESCRIZIONE - DESCRIPTION	ESEG. PREP'D	CONTR. CHK'D	APPR. APPR'D	DATA DATE
0	ISSUED FOR				15.09.03
TITOLO - TITLE					
MODULE R2 - FLARE TOWER FLARE - MAIN STRUCTURE MARKS ELEVATION - ROW 1					
T122010-W55-SNL-IT-MR-60101					
SCALA SCALE		FORMATO SIZE		TAVOLA SHEET	
NTS		A1+		1/32	

SOSTITUISCE IL - REPLACES SOSTITUITO DA - REPLACED BY

IL PRESENTE DISEGNO E' PROPRIETA' DI SAIPEM CONTRACTING NIG.LTD - A TERMINE DI LEGGE OGNI DIRITTO E' RISERVATO
THIS DOCUMENT IS THE PROPERTY OF SAIPEM CONTRACTING NIG.LTD - ALL RIGHTS ARE RESERVED ACCORDING TO LAW

Rev. N | Y