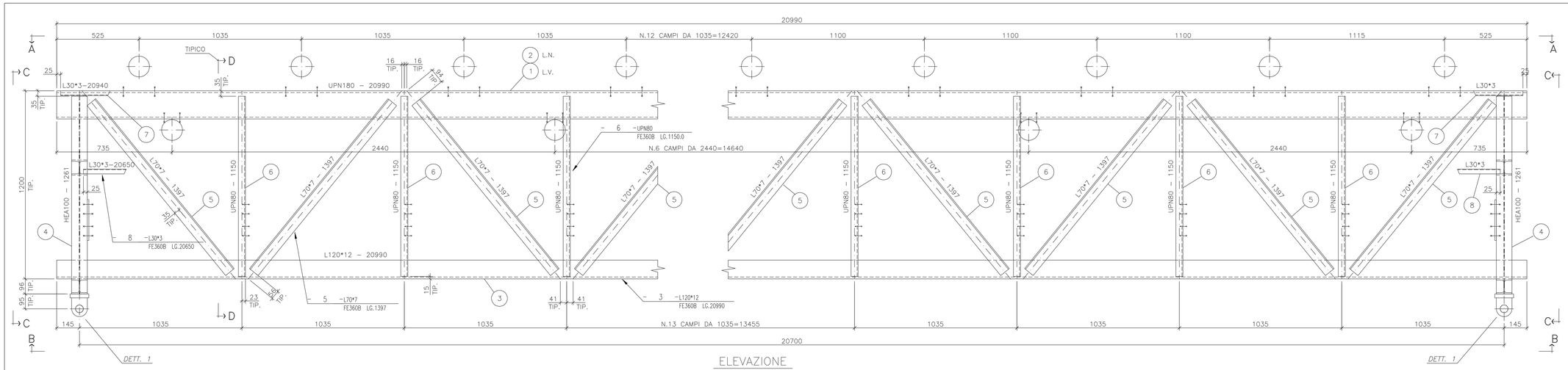

ELEVAZIONE

NC2-2 n.1 1:10

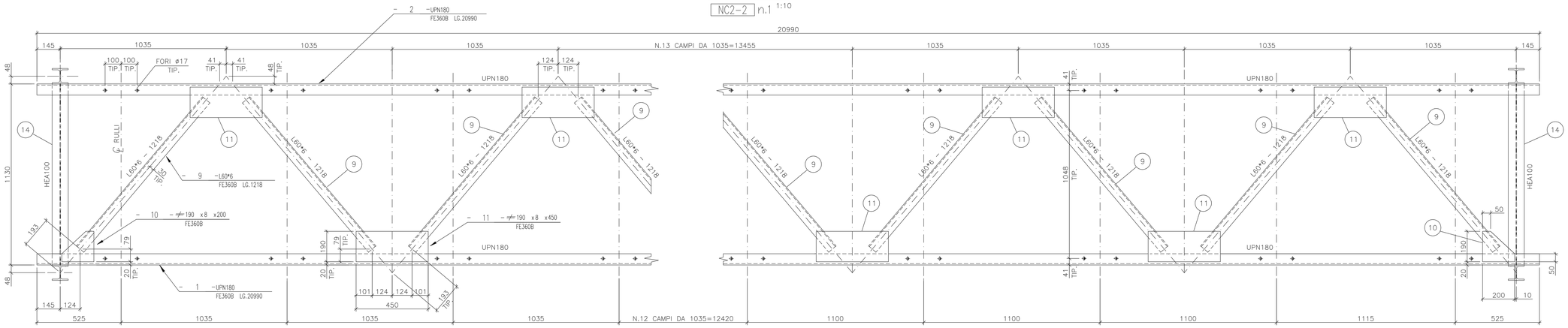

VISTA A-A

1:10

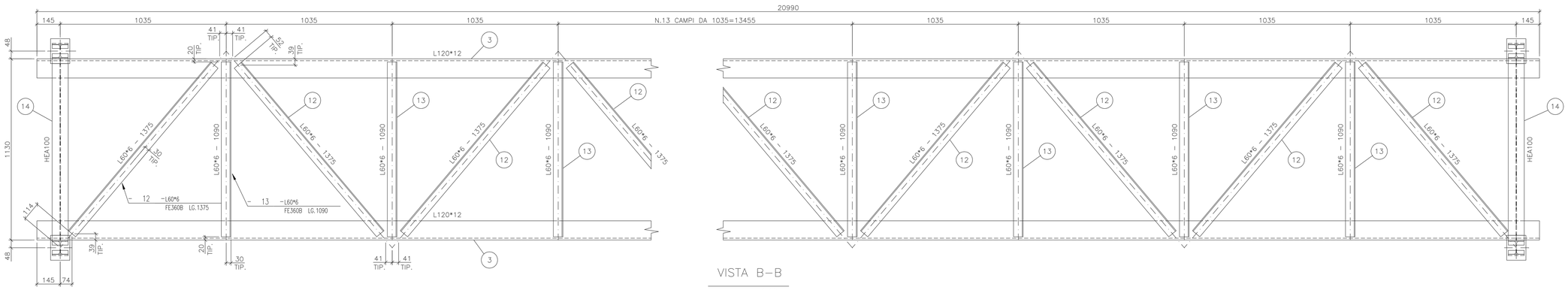

VISTA B-B

1:10

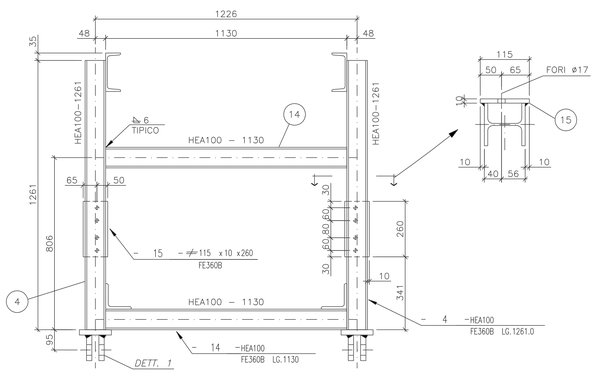

VISTA C-C

1:10

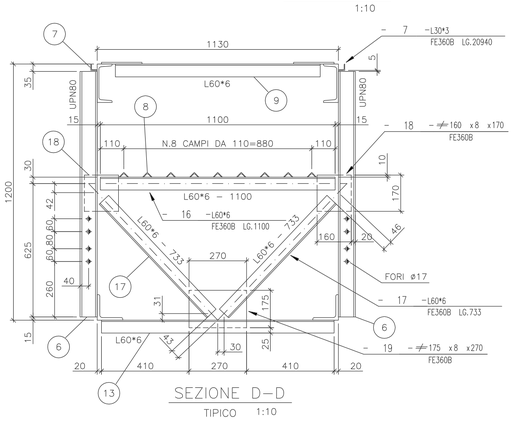

SEZIONE D-D

TIPICO 1:10

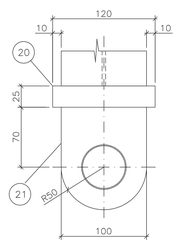

DETTAGLIO "1"

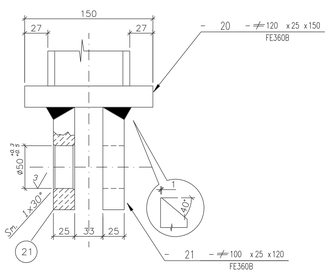

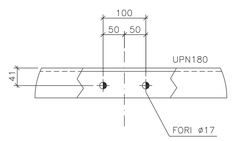

DETTAGLIO FORATURA

RULLI INFERIORI 1:5

MARK	POS.	QUANT.	DENOMINATION	LENGTH.	MATERIAL	WEIGHT Kg.	NOTES
NC2-2	1	1	UPN180	20990.0	FE360B	459.68	
	2	1	UPN180	20990.0	FE360B	459.68	
	3	2	L120*12	20990.0	FE360B	506.77	
	4	4	HEA100	1261.0	FE360B	84.24	
	5	40	L70*7	1397.0	FE360B	413.52	
	6	38	UPN80	1150.0	FE360B	380.19	
	7	2	L30*3	20940.0	FE360B	58.63	
	8	9	L30*3	20650.0	FE360B	260.19	
	9	20	L60*6	1218.0	FE360B	132.14	
	10	2	LAM. 190x8	200.0	FE360B	4.77	
	11	19	LAM. 190x8	450.0	FE360B	102.01	
	12	20	L60*6	1375.0	FE360B	150.50	
	13	19	L60*6	1090.0	FE360B	113.73	
	14	4	HEA100	1130.0	FE360B	75.68	
	15	4	LAM. 115x10	260.0	FE360B	9.39	
	16	19	L60*6	1100.0	FE360B	113.81	
	17	38	L60*6	733.0	FE360B	151.92	
	18	38	LAM. 160x8	170.0	FE360B	64.90	
	19	19	LAM. 175x8	270.0	FE360B	56.37	
	20	4	LAM. 120x25	150.0	FE360B	14.60	
	21	8	LAM. 100x25	120.0	FE360B	18.84	
						4031.58	
						0.00	

kg. 4032

CEMIT S.r.l.	IMPIANTO: NUT COKE - AF01			INCARICO
TITOLO: LINEA DI TRASPORTO NUT COKE - AF01 SEZIONE NASTRI NC2 - NC2-2				
	AUTORE	FIRMA	DATA	SCALA 1:10
DISEGNO	RV		12/02/01	
VISTO	AI		12/02/01	SOSTITUISCE IL N° / SOSTITUITO DAL N°
FORMATO DIS. AO	DITTA: ILVA LAMINATI PIANI		N° DIS. ORIGINALE 21092CEM	FOGLIO 1 / REV. 0